

HEAT CHARM

Keeping Australia Warm!



HEATING WITH A DIFFERENCE



Low Emission High Efficiency **Series 8 Range**





We have been proudly manufacturing in Australia for over 45 years.

Woodheaters have been the key to our business growth since the mid 1980's. Over the years our manufacturing of Woodheaters has employed hundreds of locals and contributed significantly to the local community — this is something we are extremely proud of. The acquisition of the Coonara brand in 2001 was made possible due to our earlier success in our contract manufacturing of Woodheaters and we are really excited about the newly introduced technologies that deliver Coonara Woodheaters with high efficiency heating and low emissions. This is a major step in the right direction for our environment.

Of course none of our success could be achieved without the support and dedication of our fantastic staff. We are a proud Australian manufacturer and we are proving that locally manufactured products can successfully compete with imported products. Your support is critical in helping keep the Australian manufacturing industry safe. We thank you for your continued support of Australian made Coonara Woodheaters. They really are an Aussie icon.

Yours sincerely

Eric Woodgate
Managing Director





HEATING WITH A DIFFERENCE



When you want a woodheater with a difference then Heatcharm Woodheaters are the ones to choose.

With woodheaters that display the most amazing views, like the Port Phillip with its large and stylish self-cleaning bay view window to the Victorian which combines the latest innovations in slow combustion heating with an elegant timeless design, Heatcharm woodheaters are the automatic choice if you are looking for a new woodheater with a difference.

The new range of Console models come with a glass panel at the bottom and a slide out access draw to the 3 speed fan.

There is a new wider glass door to showcase the flames burning away. This new range is available in 3 stylish colours (Black, Charcoal, White) and can heat up to 33 squares*.

Our inbuilt Series 8 is a sleek design with a wider Glass Door which comes in a Satin Black or Charcoal painted finish. Heatcharm woodheaters are beautifully engineered and will set your senses soaring. Choose the woodheater with a difference.




The Series **8 I-600 Inbuilt Woodheater** with its sleek design and wider Glass Door pictured in Charcoal.

Slide out Access Draw to 3 speed fan

C-500 CONSOLE SERIES 8

This stylish and modern freestanding woodheater will enhance the look of any home. The C500 will comfortably and economically heat up to 24 squares* of open plan living. The large 3 speed fan and cast iron liners provide superior heat transfer. It has a wide self cleaning glass door which showcases the flames burning inside the firebox. It also has an access draw which is easy to open to clean out your room fan.

Low Emission High Efficiency **Series 8 Range**



The Series 8 **C-500 Console Woodheater** pictured here in Charcoal with glass bottom slide out draw


FREESTANDING MODELS



C-500 Series 8

DIMENSIONS


- Height: 660 mm
- Width: 611 mm
- Depth: 501 mm
- Pictured with Charcoal Glass



C-600 Series 8

DIMENSIONS


- Height: 660mm
- Width: 739mm
- Depth: 539 mm
- Pictured with White Glass



Port Phillip Charcoal Woodheater

FEATURES

- Australian Made
- Heats up to 32 squares
- Durable cast iron liners
- 3 speed fan
- Optional chrome trims
- 10 Year Firebox warranty



C-600 CONSOLE SERIES 8 TABLETOP

FEATURES

- Hearth size in front: 450mm
- Australian Made
- Heats up to 33 squares*
- Access Draw to 3 speed fan

- Durable cast iron liners
- 3 colour options for C500 + C600 models
- Pictured with Black Glass
- 10 Year firebox warranty

TABLE DIMENSIONS

- Height: 400mm
- Width: 830mm
- Depth: 575mm

Low Emission High Efficiency **Series 8 Range**



SERIES 8 PEDESTAL AND TABLE MODELS



C-500 Pedestal
in Charcoal Glass

DIMENSIONS

- Height: 875 mm
- Width : 611 mm
- Depth : 501 mm

Hearth size in front 305mm

NOTE: Pedestal and Table is an optional extra.



C-600 Pedestal
in White Glass

DIMENSIONS

- Height: 885 mm
- Width : 739 mm
- Depth : 539 mm

Hearth size in front 450mm



C-500 Table
in Black Glass

DIMENSIONS

- Height: 400 mm
- Width : 700 mm
- Depth : 575 mm

Hearth size in front 305mm


PORT PHILLIP

The Most Amazing Bay View



Freestanding Port Phillip Woodheater


Illustrated here in a black painted finish the C-600 Port Phillip is a sophisticated woodheater with amazing views provided by the large bay window.





1600 SERIES 8

1600 Series 8 pictured in our Zero Clearance Box in black painted finish and wider Glass Door.



HEATCHARM STYLES

6 Inbuilt Woodheater
Styles to Choose From



**Inbuilt Port Phillip Bay
Window Woodheater**

Satin Black



Series 8: I-500 Inbuilt Woodheater

Charcoal



Series 5: I-600 Inbuilt Woodheater

Satin Black

Also available in a 830mm wide cut down



**Series 5: I-500 Inbuilt
Woodheater Cut Down**

Satin Black

Size 702 mm wide



Series 7: I-600 Inbuilt Woodheater

Charcoal



Series 7: I-500 Inbuilt Woodheater

Satin Black

NO FIREPLACE NECESSARY

With a Heatcharm Zero Clearance Box, you can install a Heatcharm woodheater without the need of a conventional brick fireplace and chimney. The Z Box allows you to install an inbuilt woodheater directly onto a floor using 18mm villaboard. Detailed installation instructions, with clearances to combustible materials, are available from your Heatcharm dealer.


***The Series 7 and 8 depth is 700mm.**

FEATURES


- Australian Made
- 10 year firebox warranty
- Durable cast iron lines & Baffle Plate
- 3 Speed Fan
- Heating Capacity (Refer Back Page)

CAST IRON FASCIA SPECIFICATIONS

Model	Height (mm)	Width (mm)
500	987	1104
600	987	1130



Timber framework partially clad with 18mm Villa Board



Zero Clearance Box positioned in framework mounted on 18mm Villa Board cut out size.

(Box size: 905w x 720h)

(Cut out size: 905w x 755h)



Completed Installation



The Victorian

When you combine the latest technology in slow combustion heating with the elegance of a design that is timeless – you have the Victorian.

The efficient design and 3 speed fan will provide clean and safe warmth for up to 28 squares*. Illustrated here: The Victorian I-600, cast iron surround and Victorian mantle. Also available in I-500 and Port Phillip 600 models.

HEATCHARM WOODHEATER TECHNICAL SPECIFICATIONS

		C500 Console	C-600 Console	C-600 PP	I-500 S5/S8		I-600 S5/S8		I-500 S7	I-600 S7	I-500 Vict	I-600 Vict	I-600 PP/Vict	
Heating Capacity up to Squares *		24	33	32	22		28		22	28	22	28	28	28
Particulate Emissions (G/KG)		1.3	1.3	1.1	1.3		1.2		1.3	1.2	1.3	1.2	0.9	0.9
Average Heating Efficiency		72.0	63.0	60.0	66.0		62.0		66.0	62.0	66.0	62.0	66.0	66.0
Average Peak Power (kW)		10.2	15.1	18.7	9.9		12.0		9.9	12.0	9.9	12.0	18.7	18.7
Cast Iron Fascia Sizes	Height (mm)	N/A	N/A	N/A	N/A		N/A		N/A	N/A	987	987	N/A	N/A
	Width (mm)	N/A	N/A	N/A	N/A		N/A		N/A	N/A	1104	1130	N/A	N/A
	Depth (mm)	N/A	N/A	N/A	N/A		N/A		N/A	N/A	10	10	N/A	N/A
Fire Box Dimensions	Height (mm)	400	400	400	595	630	595	630	595	630	595	595	595	595
	Width (mm)	470	600	600	570	665	700	800	570	700	570	695	695	695
	Depth (mm)	395	435	495	430	485	470	530	470	510	430	470	450	450
Overall Dimensions	Height (mm)	665	660	770	740	707	740	707	730	730	740	740	720	720
	Width (mm)	611	739	850	980	997	1100	997	980	1100	750	880	1110	880
	Depth (mm)	510	550	610	535	503	570	541	495	535	535	535	615	615
Clearance to combustible materials (mm) Zero Clearance (Z/C)	Rear	125*	250*	150	25 (Z/C)		25 (Z/C)		25 (Z/C)	25 (Z/C)	25 (Z/C)	25 (Z/C)	25 (Z/C)	25 (Z/C)
	Side	325	450	350	25		25		25	25	25	25	25	25
	Corner	150	175	50	(Top) 220		(Top) 220		(Top) 220	(Top) 220	(Top) 220	(Top) 220	(Top) 220	(Top) 220
Hearth Distance (mm)	Front	500	600	550	400	450	400	450	400	450	400	450	300	
	Either side of door opening	200	200	200	200	200	200	200	200	200	200	200	200	
Back of Heater to Centre of Flue (mm)		160	160	185	160		160		160		160		160	
Dispatch Weight (KG)		151	184	210	145-140		173-167		140	145	140	170	170	

*Rear clearance to be fitted with flue shield between the active flue and decromesh casing.

IMPORTANT*: Heating areas provided are based on open plan living areas and 2.4 metre ceiling height. **Note**: Lack of insulation, large window areas and cathedral ceilings reduce heating effectiveness. **Note**: The overall dimensions for the Victorian units do not include the Cast Iron Fascia.

Based on our current state of knowledge, all of the information contained in this brochure was correct at the time of printing, January 2025. However, the manufacturer reserves the right to make changes to design and specification without notice. You can confirm current designs, specifications, optional extras and financial details by consulting your nearest authorised Heatcharm dealer.

Please note: Due to the nature of the printing process, colours may vary from those shown in this catalogue. Ask your dealer to show you a colour sample.



Heatcharm Warranty

All current model wood heaters are warranted to be free from defects on material and workmanship under normal use and service. The warranty of the actual firebox, excluding baffles and liners is 10 years to the initial purchaser. All other components (except accidental breakage of door glass) are warranted for a period of 12 months. For the full warranty statement refer to the relevant Installation Manual available on our website www.heatcharm.com.au.

Shamic goods come with guarantees that cannot be excluded under Australian Consumer Law. The purchaser is entitled to a replacement or a refund for a major failure and compensation for any reasonably foreseeable loss or damage. The purchaser is also entitled to have the goods repaired or replaced if the goods fail to be of acceptable quality and the failure does not amount to a major failure.

Environmental & Efficiency Standards

Heatcharm heaters comply with Australian Standards AS/NZ 4012/4013. Power Output, Efficiency + Emissions



14-18 Research Dve, Croydon Sth. 3136
Tel: (03) 9737 5300 A.B.N. 61 007 251 569
www.heatcharm.com.au

Your Heatcharm dealer with a difference is: